

Modular Granular Ice Cube Maker

SKOPE ID: ICE QUEEN IQ1100

Dimensions: 1335mm (W) x 610mm (D) x 815mm (H)

Ice Production: 1,160kg per 24h (Air temperature 21°C, Water temperature 15°C)

Storage Capacity: Separate Storage Bin Required



Description

Modular ice maker producing dry granular ice with a production of 1,160kg/24 hours with reduced water usage and electricity. Uses R452A refrigerant - a 45% reduction in GWP (global warming potential) over previous R404A. The ice maker produces wet granular ice which is perfect for presenting and transporting fish, fruit and vegetables and other fresh food. Tropical T Class compressors suitable for extreme climates, rated to 43 degrees Celsius. Cleaning switch allows circulation of water with descaling product (Calkin or similar). The never-stop motor pump from ITV is designed without seals to prevent deterioration in hard water regions. The unit can be ordered with an internal drain pump or without. Auger built from strong solid AISI 304 stainless steel, with a resilient coating that maximizes product lifespan. Requires separate storage bin - SILO storage bins offer up to 800kg of capacity. Filter systems need to be installed with the ice machine to protect the 2-year parts and Labour warranty. Best suited to: Clubs / Pubs / Bars, Food Production.

Supplied Accessories



Recommended Bins



Warranty

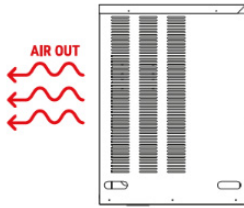


Watermark

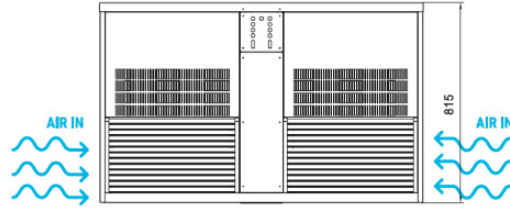
A Watermark approved* water filter, suitable for the water type at the place of installation must be used. SKOPE can provide a water filter that protects the Ice Maker, and ensures proper function and high quality ice production. Service or repair due to absence of a suitable water filter will not be covered by SKOPE warranty. Contact SKOPE for more information.

*Watermark approval is only applicable to Australian installations. Elsewhere, a suitable water filter must be used

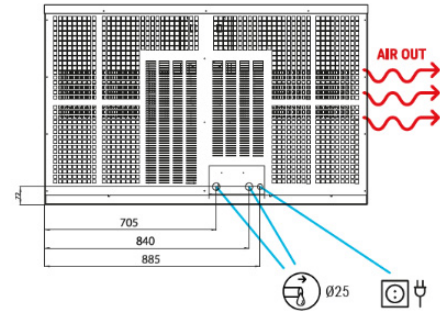
RIGHT SIDE VIEW



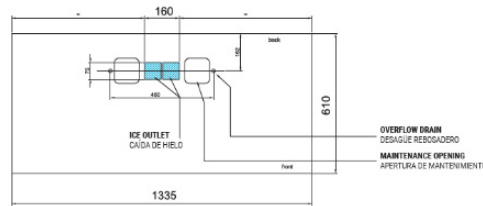
FRONTAL VIEW



REAR VIEW



CENTRAL CROSS SECTION VIEW OF THE BASE



Cabinet

Type	ICE QUEEN
Finish	ALSI 304 Stainless Steel
Modular/Self Contained	Modular

Dimensions

	External	Packed
Height (mm)	815	890
Width (mm)	1,335	1,400
Depth (mm)	610	685
Footprint (m ³)	0.85	

Weight

	Machine	Packed
Gross (kg)	210	260

Performance & Operating Conditions

Max. Operating Temp.	43
Air Temperature	10°C - 43°C
Water Temperature	5°C - 38°C
Recommended Water Pressure	1 bar / 6 bar
Litres of Water p/h	48.3
100kg Kwh	14
Plug Set Size	10 Amps
Heat Rejection (W)	6,940

Dimensions

System Type	Auger System
Refrigerant	R452A

Ice Specifications

Dimensions (mm)	25% residual water content
Ice cubes per cycle	N/A
Ice cube storage capacity (kg)	Separate Storage Bin Required. Choose from S500, SCD400, SCD600 & SCD800 Bins.

Ice Production per 24 hour cycle (kg)

		Water temperature			
		10°C	15°C	21°C	30°C
Air temperature	10°C	1192	1150	1100	1050
	21°C	1150	1160	1044	996
	32°C	994	930	866	1078
	43°C	850	800	752	1074



Optional Accessories

Water Filter	Water Filter Kit for Modular (Part No. SXX11698)
Water Filter	Replacement Cartridge (Part No. SXX11696)**

**Two SXX11696 will be required at time of ordering.



ICE QUEEN IQ1100
on the SKOPE website